



# Carbon reduction plan

PPN 06/21

**HealthTech Innovators Ltd**

01 January 2023 – 31 December 2023

Published 20 June 2024



**HealthTech  
Innovators Ltd**

# Carbon reduction plan overview



HealthTech  
Innovators Ltd

HealthTech Innovators Ltd., established in 2012 and headquartered in London, is a leader in developing and implementing advanced medical devices, telehealth platforms, and healthcare software systems. Our product portfolio includes state-of-the-art diagnostic equipment, patient monitoring systems, and AI-driven health analytics tools.

Our team of over 200 professionals operates within a hybrid structure across offices in London, Manchester, and Edinburgh, enabling flexible remote and on-site work. We maintain a fleet of 10 vehicles for medical equipment delivery and maintenance, shortly due to be transitioned to electric to support our Net-Zero goals.

To minimise our carbon footprint, all office operate on renewable electricity and business travel is limited. In instance where travel is necessary this is primarily conducted via rail, avoiding the use of third-party and emissions intensive vehicles. This commitment to sustainability reflects our dedication to responsible corporate practices and environmental stewardship.

**In response to the pressing global challenge of climate change, HealthTech Innovators Ltd. is committed to achieving net-zero emissions by 2050.**

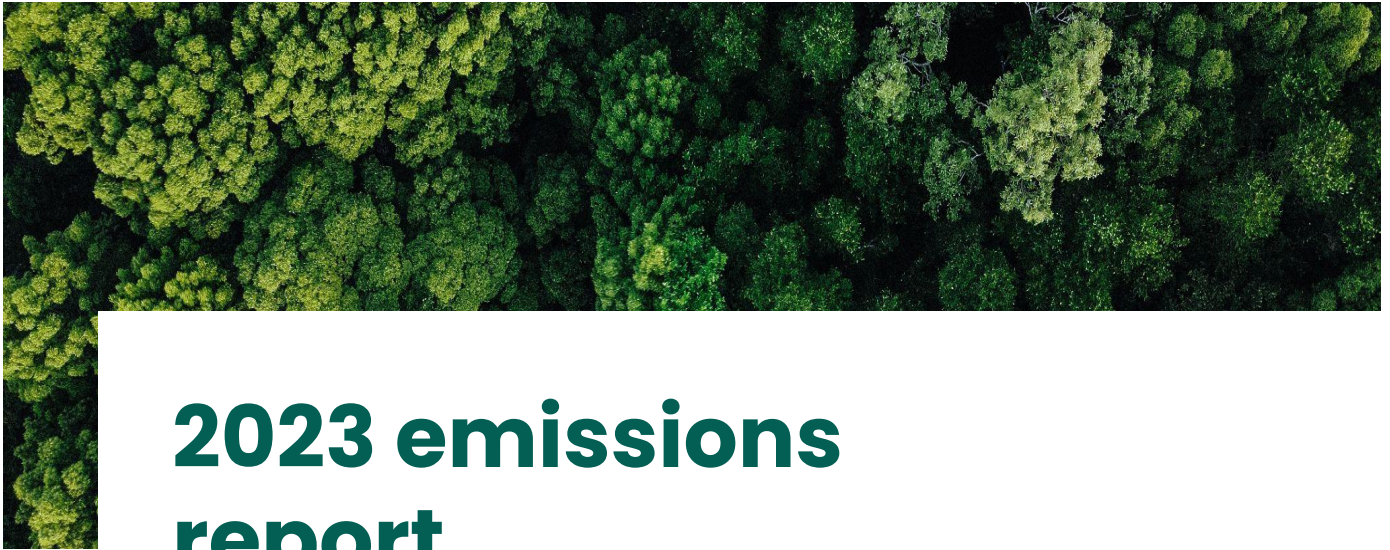
This Carbon Reduction Plan (CRP), prepared in accordance with PPN06/21, reflects HealthTech Innovators Ltd's commitment to action. It details the results of the baseline greenhouse gas (GHG) inventory, which quantified GHG emissions across the 2023 calendar year. Also documented is HealthTech Innovators Ltd long-term strategy to monitor, manage, and minimise its environmental impact in alignment with achieving its ambitious net-zero commitment.

This report was prepared with the support of Ecologi to ensure compliance with the technical requirements of PPN06/21 and that emissions were quantified in alignment with the Greenhouse Gas Protocol Corporate Accounting and Reporting Standard and supplementary Corporate Value Chain (Scope 3) Standard.



Ecologi is a leading environmental platform specialising in emissions measurement, reduction, and reporting, as well as the procurement and retirement of verified carbon credits within the voluntary carbon market. Ecologi equips businesses with the expertise and tools to curate and implement emissions reduction strategies on their journey to net-zero.





# 2023 emissions report

## Methodology

HealthTech Innovators Ltd. was responsible for the internal management controls governing the collection and entry of data for processing. The subsequent emissions calculations and this report were generated with the support of Ecologi in accordance with the Greenhouse Gas Protocol Corporate Accounting and Reporting Standard and Corporate Value Chain (Scope 3) Standard.

**Emissions have been calculated using the appropriate UK emission conversion factors published annually by the UK government, Department for Energy Security and Net Zero. Emissions factors from Small World Consulting's environmentally extended MRIO dataset were also used for spend-based emissions calculations.**

Reported emissions figures expressed as tonnes of carbon dioxide equivalent (tCO<sub>2</sub>e) include greenhouse gas emissions from all seven GHGs named by the Kyoto Protocol: CO<sub>2</sub>, N<sub>2</sub>O, CH<sub>4</sub>, HFCs, PFCs, SF<sub>6</sub> and NF<sub>3</sub>.

The GHG inventory assesses emissions for the reporting period 01/01/2023–31/12/2023. 2023 is the first year for which a GHG inventory has been compiled by HealthTech Innovators Ltd. and, therefore, constitutes its base year – the reference point against which all future emissions reductions will be measured.

The operational boundary of HealthTech Innovators Ltd. scope 3 emissions included in the GHG inventory on the page overleaf are limited to the five scope 3 categories prescribed within the technical guidance and requirements of PPN 06/21. HealthTech Innovators are committed to increasing the scope of their GHG inventory in the future to develop a more complete overview of their value chain emissions to drive supplier engagement.

# Greenhouse Gas Inventory – 1st Jan to 31st December 2023

Scope	Emissions	Total (tCO <sub>2</sub> e)
<b>Scope 1</b>	Stationary combustion	19.13
	Mobile combustion	12.97
	Process emissions	0
	Fugitive emissions	2.74
	<b>Total – Scope 1</b>	<b>34.84</b>
<b>Scope 2</b>	Purchased electricity (Market-based)	0
	Purchased electricity (Location-based)	7.89
	Purchased steam, heating & cooling	0
	<b>Total – Scope 2 (Market-based)</b>	<b>0*</b>
<b>Scope 3</b>	Upstream transportation and distribution	5.89
	Waste generated in operations	4.71
	Business travel	3.41
	Employee commuting (including homeworking)	42.21
	Downstream transportation and distribution	0
	<b>Total – Scope 3</b>	<b>56.22</b>
<b>Total</b>		<b>91.06tCO<sub>2</sub>e</b>

\* Scope 2 emissions are reported at an aggregated level using a market-based approach, this reflects the conscious decision taken by HealthTech Innovators to source electricity via a renewable energy tariff.

## Scope & subject matter

The boundary of the report includes all UK-based offices and operations during the reporting period. The following energy and GHG sources are included and quantified in the inventory, following an operational control approach:

---

<b>Scope 1</b>	<p><b>Stationary Combustion</b> – Emissions from natural gas combustion within boilers used for heating at each of the 3 offices.</p> <p><b>Mobile Combustion</b> – The vehicle fleet currently exists of 10 company owned/operated combustion engine vehicles.</p> <p><b>Fugitive Emissions</b> – Emissions associated with the volume of refrigerants topped up during the servicing of air conditioning systems.</p>
<b>Scope 2</b>	<p><b>Purchased electricity</b> – Both market and location-based figures are provided for GHG emissions from purchased electricity that provides power to the rented office space in London, Manchester and Edinburgh. A market-based approach is adopted when reporting gross figures.</p>
<b>Scope 3</b>	<ul style="list-style-type: none"><li>✓ <b>Upstream transportation</b> – Minimal emissions are reported following a spend-based screening of upstream transportation and distribution activities. The reporting primarily uses company owned vehicles, accounted for in scope 1, for the transport and distribution of products to customers. Due to data availability limitations emissions associated with the inbound shipping of manufactured goods from tier 1 suppliers, these emissions have not been included within the boundary of this GHG inventory.</li><li>✓ <b>Waste and water</b> – Water emissions have been estimated based on consumption data, collected from water meters within the offices. Waste emissions have been estimated using activity data from waste reports provided by the waste management partners for each of the three offices.</li><li>✓ <b>Business travel</b> – A hybrid approach was adopted using spend-based figures to ensure completeness and activity/consumption data where available to enhance data quality and accuracy. Emissions sources included within the boundary of operations included rail travel, hotel stays, and car travel in third-party/employee-owned vehicles.</li><li>✓ <b>Employee commuting and home working</b> – Both emissions relating to the activities of employees working from home and commuting to the offices are accounted for based on the results of an survey concerning employee commuting behaviour and frequency of visits to the office.</li><li>✓ <b>Downstream transportation</b> – Immaterial – No downstream transportation occurs within the operations of HealthTech Innovators.</li></ul>

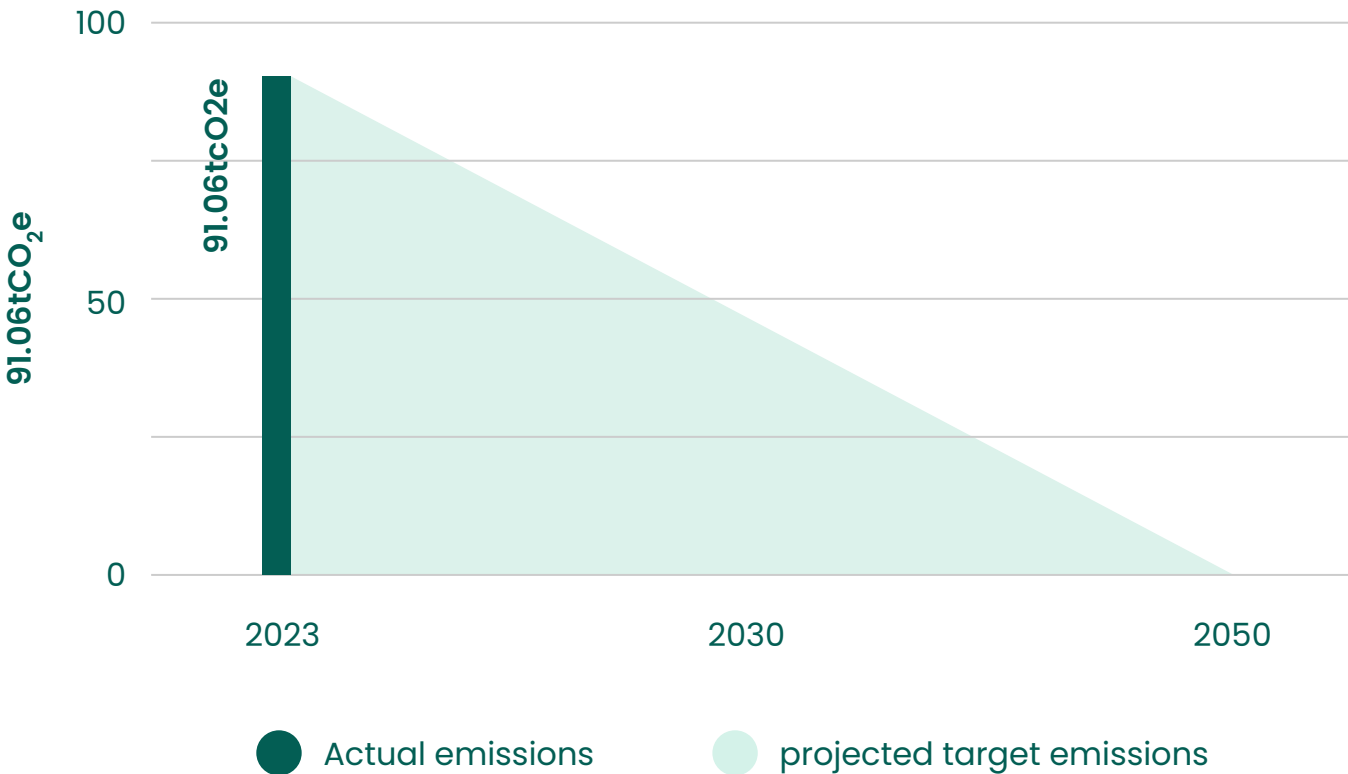
---

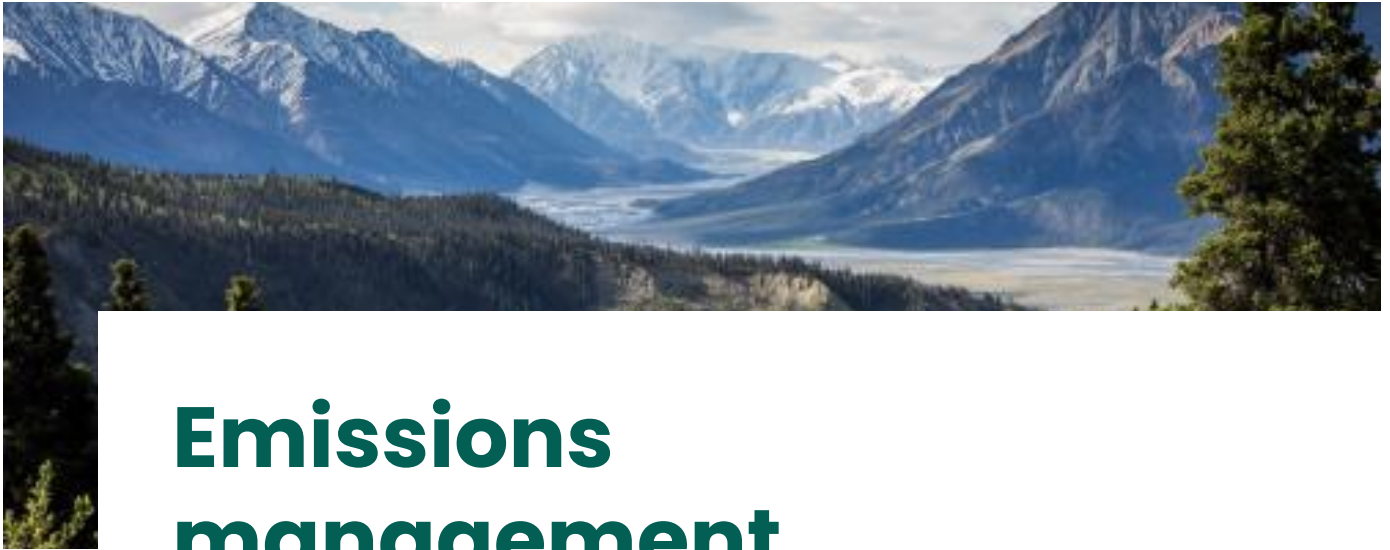


# Emissions reductions targets

In alignment with the UK government's 2050 net zero targets and global efforts to limit global warming and the worst effects of climate change, HealthTech Innovators is committed to achieving net-zero emissions across the entire value chain (scopes 1, 2, and 3) by 2050. Where possible, ambitious emissions reduction actions will be implemented to advance the achievement of net-zero.

HealthTech Innovators projected emissions reductions are charted on the graph below to illustrate the ambition of the emissions reduction initiatives outlined in the next section.





# Emissions management

The following environmental management measures are already in place as HealthTech Innovators works towards Net-Zero:

- 
- 1 **100% renewable energy** - Electricity consumed within each of the 3 offices, London, Manchester and Edinburgh is sourced on renewable electricity tariffs based by REGO (renewable energy guarantee of origin) certificates

---

  - 2 **Electric fleet** - The existing 10 vehicle company car fleet will be transitioned to fully electric vehicles by 2025.

---

  - 3 **Cycle to work scheme** - We are already actively engaged in the Cycle to Work Scheme, promoting the use of bicycles as not only a means of commuting but, more generally, a more sustainable mode of transport.

---

  - 4 **Refurbished IT equipment** - All laptops used within the company are refurbished. This reduces the demand for virgin equipment and materials.

---

  - 5 **Hybrid working** - We operate a hybrid policy, enabling our team to work remotely and reducing the requirement to commute into the office.

---

  - 6 **Recycling & Paperless** - Waste is minimised and recycled where possible; we run a largely paperless operation and provide recycling bins, so where possible, waste is recycled. We work with our existing waste management partners to collect accurate data around the volume and nature of waste disposed to track our performance and hold the team accountable against waste reduction and recycling goals.
-

HealthTech Innovators is committed to embedding practises within our business to mitigate our environmental impact as we grow. The strategy set out below outlines further decarbonisation interventions contributing to our roadmap for achieving net zero across the entire value chain. Specific reference is given to emissions hotspots and priority areas identified within the emissions inventory published above. Interventions include both short and long-term actions dedicated to the pursuit of the overarching net-zero ambition:

- 
- 1 **Conduct an energy audit** - this will enable us to identify areas where energy efficiency improvements can be made at each of our offices.

---

  - 2 **Implement energy efficiency measures** - we will begin to action the findings of the energy audit and deliver on the opportunities to make efficiency improvements where available.

---

  - 3 **Service on-site air conditioning units** - we will liaise with the building managers of our rented office spaces to arrange for inspections of onsite air conditioning and heating systems to be carried out. This will supplement the energy audit and ensure that heating, ventilation, and air conditioning (HVAC) systems are running optimally.

---

  - 4 **Review the booking process and refine data collection for company business travel** - Enhancing the process for collecting data concerning Business travel presents a high impact, low effort way to enhance the quality of the emissions assessment and reduce the resource burden of compiling the GHG inventory.. While public transport is extensively used as the primary means of business travel, data capture around rail and hotel bookings could be streamlined. Reviewing these processes and platforms through which bookings are made will enable us to enhance the quality of our emissions assessment and better track our business travel.

---

  - 5 **Improve the tracking and monitoring of relevant primary data to enhance the quality and scope of our emissions report** - Data collection processes will be refined to enhance the quality of our emissions report. Priority focus will be placed on employee behaviour concerning office attendance, which will enhance the calculations around commuting and homeworking.

---

  - 6 **We will increase the scope of our greenhouse gas inventory to include the monitoring of upstream emissions sources from our suppliers** - The inclusion of monitoring additional emissions sources within the GHG inventory, specifically scope 3, category 1 - Purchased Goods and Services, to provide a greater understanding of our supplier's emissions. Accounting for our upstream emissions will provide considerable insight into further opportunities to identify emissions hotspots and emissions reduction initiatives.
-



---

8 **Introduce sustainable travel policies** – HealthTech Innovators is already proactive in prioritising the use of public transport, and rail travel is used almost exclusively when business travel is required. Formalising this behaviour within a company travel policy will ensure that it remains common practice as the company scales and the requirement for travel increases. Air travel is currently not used, but formalising the company approach and prescribing circumstances in which air travel is deemed appropriate, or alternatives should be prioritised will also help maintain best practices as the company grows.

---

9 **Support for employees** – HealthTech Innovators is already actively engaged in the Cycle to Work Scheme, promoting the use of bicycles as not only a means of commuting but, more generally, a more sustainable mode of transport. HealthTech Innovators will also explore other measures, such as promoting walking to work for those who live close to the office and other salary sacrifice schemes, such as purchasing electric vehicles.

---

# Declaration and sign-off

**This Carbon Reduction Plan has been completed in accordance with PPN 06/21 and associated guidance and reporting standard for Carbon Reduction Plans.**

Emissions have been reported and recorded in accordance with the published reporting standard for Carbon Reduction Plans and the GHG Reporting Protocol corporate standard and uses the appropriate Government emission conversion factors for greenhouse gas company reporting.

Scope 1 and Scope 2 emissions have been reported in accordance with SECR requirements, and the required subset of Scope 3 emissions have been reported in accordance with the published reporting standard for Carbon Reduction Plans and the Corporate Value Chain (Scope 3) Standard.

This Carbon Reduction Plan has been reviewed and signed off by the board of directors (or equivalent management body).

**Signed on behalf of HealthTech Innovators**

**John Smith**  
*Chief Operating and Financial Officer*

Date: 20/06/2024